

Teagle

TOMAHAWK

Feeder Bedders



FLOW PLUS SYSTEM

FEEDING • BEDDING • PROCESSING

Contents

Benefits	page 1
The Tomahawk advantage	page 2
Our latest development	page 3
Tomahawk 7100	page 4
Features	page 5
Tomahawk 8100	page 6
Options	page 7
Tomahawk 8500	page 8
Dual Chop	page 9-10
Tomahawk 9090	page 11
Tomahawk 1010	page 12
Weigh Cells	page 13
The Teagle range	page 14
Specifications	page 15-16



Established engineering excellence

Teagle machinery was established over 70 years ago, manufacturing the first Tomahawk bale shredder in 1983.



We remain a family business focussed on meeting the needs of our customers whether just around the corner, or in one of the 35 countries worldwide to which we regularly ship machinery.

From the outset, our machinery has been designed to be simple, robust and easy to use. We still stand by these values, with all our products being tested extensively on farms throughout the world to ensure that they perform reliably day-in day-out, under the toughest conditions.

The company now employs around 140 people, most of whom are based at our 15,000m² production facility in Cornwall, England.



Teagle we're right behind you



A model to suit your needs

Attention to detail - through our focus on feeding and bedding machinery over the last 30 years, we are able to offer a machine to fulfil your needs.

Experience - thousands of farmers benefit daily from our experience in designing and manufacturing machinery that delivers on performance and reliability.



7100



8100



8500



9090



1010



Why own a Feeder Bedder?

Saving you time and money!

1 For Bedding

Labour saving - one person can quickly and easily bed livestock.

Save straw - users regularly report up to 30% savings. Straw is spread evenly across the entire bedding area. Only deliver as much straw as is required in each pen.

Cleaner and healthier livestock straw is lightly shredded for improved moisture absorbance and livestock comfort. Because straw is not chopped, the bed retains its structure to provide hygienic lying areas.

In cubicles - straw chopped/spread to suit your requirements.

Better manure - straw is incorporated with the muck more evenly for improved field application.

Safer bedding - no need to enter the pen.

2 For Feeding

One machine, two jobs bed down and feed with all Tomahawk models*

Versatility - If you can bale a crop, we can shred it! Feed clamp or baled silage*, hay and root crops.*

Improve palatability - users report improved feed conversion of shredded bale silage.

Livestock cannot be selective wastage is reduced.

**except Dual Chop*

3 For Processing

Pre-process straw for mixer wagons using our unique 'Dual Chop' system.

Improve efficiency - reduces mixer wagon processing time.

Effective feed conversion Precision cut straw stimulates digestion.

Prevent over-processing of silage in a Total Mixed Ration.

Process on demand - no need to stockpile.



The Tomahawk advantage

Performance

Tomahawks are stronger and process materials faster, saving you both time and money.

FLOW PLUS SYSTEM

NOW AS STANDARD

- Greater output than ever before.
- Consistent and even feed rate, even with the most difficult materials.
- Controlled delivery of material at low fan speeds.

Intelligent Design

Teagle use state of the art software throughout the design process to ensure that strength is in-built where it is needed most.

Tried and Tested

No two bales are the same, which is why we test, test and test again with the toughest bales on farms around the world.

Customer Service

For outstanding back-up we have an extensive dealer network, supported by our experienced sales and service team.

Reliability

With simple, robust driveline and controls, the Tomahawk works harder for you every day of the week, every week of the year.

Versatile and Convenient

Whether feeding or bedding, Tomahawks reach the parts that other bale processors can't.

Residual Value

The highest quality build and finish means that Tomahawks hold their value for longer. Quality components are used throughout with steel parts being pre-treated and powder coated.

British Built and Backed

To keep your Tomahawk running, appointed Teagle dealers carry a comprehensive stock of genuine spare parts.

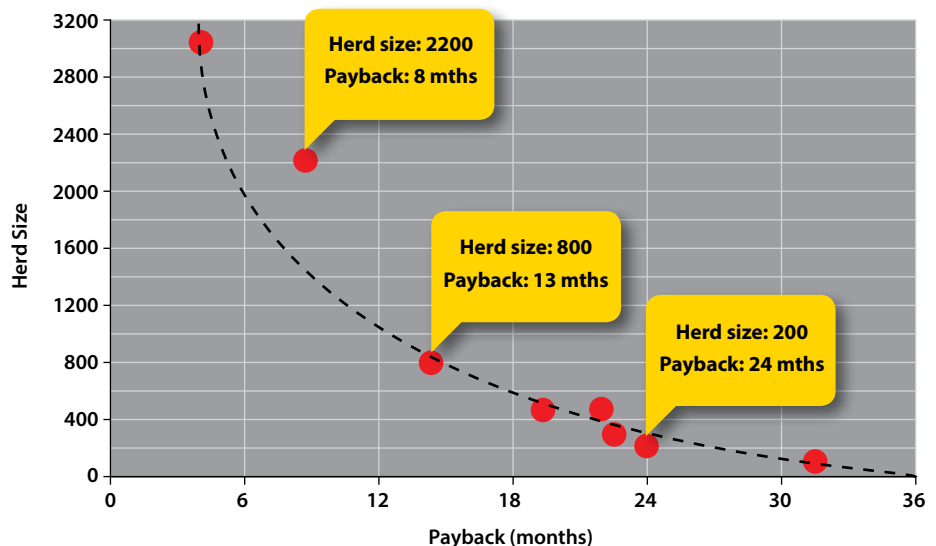


Value for money - impressive payback

Existing Teagle Tomahawk owners are already benefiting from an excellent return on their investment.

These figures were calculated on data obtained from Tomahawk users 12 months after converting from a manual bedding system.

Please note: all factors must be considered including commodity values, tractor operating costs, hourly labour rates and improved livestock welfare.



Our latest development

Our mounted Tomahawk has been re-engineered from top to bottom to offer unrivalled capacity and outstanding performance, whilst retaining manoeuvrability and visibility of the bale chamber.




1 Flow Plus

Greater output, consistent and smooth feed rate and controlled delivery of material at low fan speeds.



2 Improved containment

Capacity of 3m³, an increase of 20% over the model that it supersedes. Higher sides reduce the likelihood of material spillage from the bale chamber.



3 Dual Chop

The unique Dual Chop system is also available in the mounted 7150. Spread straw long or chop it short at the touch of a button.



4 Quick hitch

Less hassle, the 7100 features a Quick Hitch system for the lower link arms so that you can save time when hitching and unhitching.

Focus on comfort boosts yields



Andrew Thomas and his family run a mixed farm of around 230 acres just outside Mabe in South West Cornwall; their focus being a high yielding herd of around 130 Holsteins, typically producing over 10,000 litres, and a similar number of young stock.

Delivering an extra 500 litres per cow.

Andrew has worked various housing systems for the herd and has found that he is able to optimise the yield per cow by improving cow comfort through over wintering the herd in straw yards rather than cubicles. Maintenance of these yards requires a "little and often" bedding regime that sees cattle bedded twice a day, every day of the week. Andrew aims to "provide a bed that is as close to a field as possible".

Saving Labour - and 25% in Straw

To maintain this regime, which requires around 900 round bales of straw a year to be spread, a mechanical bedder is an essential part of daily life. Andrew has seen savings of around 25 to 30% in straw and around one hour per day in labour since moving away from manual bedding.

Difficult bales? - No problem.

Whilst the best straw is reserved for the milking cows, the last couple of seasons have seen some difficult bales. This is why Andrew is on his third Tomahawk which was selected following demonstrations of the most popular machines on the market for its blow distance, the ability to deal with difficult bales and the simple layout of the electronic control box.

Other benefits

The Tomahawk 7100, which sits on a John Deere 6430, is also available as a backup for the mixer wagon on the farm. With muck being cleaned out monthly, Andrew notes that it is "totally different" to a bed prepared by hand. "Half of the work has already been done for you as the straw is well mixed in with the muck".

Easy transition to the New Tomahawk 7100

Would Andrew have another one? He has just upgraded his 808 to the new Tomahawk 7100. Having tried the new machine, Andrew's son Will (pictured), who drives the bedder, noted the smoother flow from the chute, faster processing time and several updates that will improve servicing.

Compact Performance

The 7100 offers the ultimate in manoeuvrability, without compromising its output.

FEEDS

Baled Silage/Hay

SPREADS

Straw up to 22m

CAPACITY

3m³

DUAL CHOP OPTION

see page 9 - 10



Trailed option

Standard Equipment:

- Electronic in-cab controls
- Swivel chute with 280° rotation
- Single crossbeater
- Adjustable feed slide on swivel chute model
- Slip and overrun clutch on PTO
- Bed speed indicator
- Quick hitch mounting system

Options:

- Side discharge chute
- Road lighting kit
- Tailgate extension - recommended for full size rectangular bales
- Wide Angle PTO (trailed models)
- Trailed kit or castor wheels
- Remote tailgate switch
- High pressure hydraulic filter
- Cable controls

For option details see page 7

See specification pages 15-16 for bale capacities

Features




1 Fingertip control

Robust intuitive electric controls for straightforward trouble free operation.



2 Easy loading

Tailgate is flared for easy self-loading and is supported by two hydraulic rams to enable the heaviest of bales to be loaded.



3 Heavy duty bed chain

Heavy duty bed chain with slats attached by 'U' bolts for easy maintenance. Grippers welded onto slats ensure positive bale feed.



4 Visual feedback

Indicator provides the operator with visual indication of bed chain speed.



5 Robust transmission

Chain drive to crossbeater ensures reliable transmission of maximum power.




6 Consistent output

The bale restraint design works with the grippers on the slats to give a good tumbling action, ensuring a consistently high discharge rate with all materials.



7 Improved delivery

Large diameter fan with eight wide paddles deliver enormous air flow.



8 Easy maintenance

If a foreign object causes damage to the paddles they can be removed, repaired or replaced without removing the fan or splitting the machine.



The Market Leader

The most popular feeder bedder on the market. Our progressive engineering delivers outstanding reliability and performance.



FEEDS

Clamp/Baled Silage

SPREADS

Straw up to 22m

CAPACITY

3.5m³

DUAL CHOP OPTION

see page 9 - 10



Swivel chute with 280° rotation

Standard Equipment:

- Electronic in-cab controls
- Swivel chute with 280° rotation
- Single crossbeater
- Adjustable feed slide on swivel chute model
- Slip and overrun clutch on PTO
- Bed speed indicator
- 10.5/15 wheels

Options:

- Twin discharge chutes
- Side discharge chute
- Road lighting kit
- Remote tailgate switch
- Tailgate extension
- Wide angle PTO
- 11.5/15 Wheels
- High pressure hydraulic filter
- Cable controls
- Greedy boards

For option details see page 7 See specifications pages 15-16 for bale capacities

Options



1 Road Lighting Kit

Essential for highway use, the front and rear markers ensure that you operate safely when travelling on the road (standard on 1010).




2 Remote control tailgate & bedchain switch

Load bales without having to return to the tractor cab, ideal when removing netting or wrap (standard on all except 7100 & 7150).



3 Greedy Boards

Increase capacity for loose materials (available for the 8100, 8150, 8500 & 8550 models).



4 Tailgate Extension

Increase capacity and ease of loading, attaches easily to a standard tailgate (not required on the 1010).



5 Cable Controls

Simple and economical control of all hydraulic functions on your Tomahawk (only available on 7100, 8100, 9090).



6 Castor Wheel Kit

When mounted on smaller tractors, the stability of the mounted Tomahawk 7100 and 7150 models can be improved by fitting the optional castor wheel kit.

Chute options



1 Side chute

Deliver only to the right hand side, with slightly greater blow distance than the swivel chute. Discharge height is lower for easier access to low buildings. Chute can be raised or lowered as required.



2 Swivel chute

For flexibility of delivery, the chute rotates 280° allowing material to be directed to where it is needed. An adjustable feed slide is fitted for accurate placement of feed materials.



3 Twin chute

Benefit from the advantages of the Side Chute, as well as the flexibility of the Swivel Chute. Switch discharge between chutes at the touch of a button (only available on 8100 and 9090).

The Professionals' Choice

A wider body for greater capacity and easier loading of 5ft wide bales. Industrial grade durability is provided by wear resistant material in the fan housing.



FEEDS

Clamp/Baled Silage

SPREADS


Straw up to 25m

CAPACITY

4.5m³

DUAL CHOP OPTION

see page 9 - 10



Single crossbeater

Standard Equipment:

- Electronic in-cab controls
- Swivel chute with 280° deg. rotation
- Single crossbeater
- Adjustable feed slide on swivel chute model
- Remote tailgate switch
- Slip and overrun clutch on PTO
- Bed speed indicator
- 10.5/15 wheels

Options:

- Side discharge chute
- Road lighting kit
- Tailgate extension
- Wide angle PTO
- 11.5/15 Wheels
- High pressure hydraulic filter

For option details see page 7 See specifications page 15-16 for bale capacities

Chop short/spread long at the touch of a button

The 'Dual Chop' system incorporates a set of retractable blades that can be repositioned at the touch of a button, changing straw output from short chop (around 50mm) to no chop, and back again when desired in a matter of seconds.

1. Crossbeater


Straw is teased from the bale by the ripper hooks positioned on the crossbeater.

2. Blades

When the blades are lowered, straw is chopped between the ripper hooks and knife sections.

3. Screen

The straw then passes through a sieve located behind the knife cassette. If the straw is too long it is recirculated through the blades by the crossbeater.



4. Blanking plate

When the blades and blanking plate, shown in green, are raised, straw passes above the screen and is discharged, without being chopped.

5. Fan chamber

Straw that passes through or over the screen is drawn directly into the fan chamber for discharge.

'Dual Chop' mechanism in short chop position

Ultimate versatility

Ideally suited to reversing in cubicle sheds the 7150 Dual Chop offers the ultimate in manoeuvrability, without compromising output.



Rugged construction

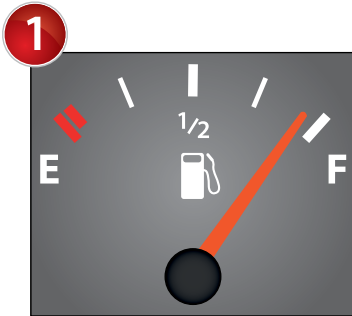
The 8550 Dual Chop has been developed with a Hardox fan housing which offers improved wear resistance for day in, day out, reliability in the most demanding applications.



The unique 'Dual Chop' system is available with swivel chute, in the following models: 7150 mounted (above left), 8150 trailed (not shown), 8550 wide body trailed (above right)


Benefits of pre-processing materials

Chopped straw is required for a variety of applications, which includes additional feed for a TMR and livestock bedding.



1 Save time and fuel

Time and fuel can be saved by processing straw prior to it being added to the ration in a diet feeder. 60,000 chops per minute offers fast and consistent performance.



2 No over processing

Pre-process straw so that the diet feeder does not need to mix for as long, thereby reducing the problem of over processing the silage in the ration.



3 Short chop length

Chopping down to an average of 50mm, with clean cut ends, means you can achieve the ideal material for feeding to create effective rumen stimulation and increased milk yields. When bedding cubicles, short chop is fine enough for pumped manure systems.

One machine, three jobs

Gordon Ross (pictured) runs a mixed farm in the West Midlands with around 340 Dairy and Beef cattle. Gordon was looking for a machine for bedding both cubicles and loose housed pens with straw grown on the farm. Gordon looked at various machines but found that "the Tomahawk Dual Chop was the

only machine that could do both jobs, chopping short straw for cubicles and spreading long straw for loose housing".

Dual Chop makes Bedding pens and cubicles easy

Gordon processes around 1500 round bales per year and finds that "it is so easy to bed down that both pens and cubicles are bedded every day, using a principle of little and often to keep the cattle cleaner". Even with this regime straw is saved because the straw is spread evenly across the beds, and if a complete bale is not needed it is left in the machine ready for the next day.

... and it is also used for Feeding

In addition "the machine can be used to process straw for feeding because the chop length can be varied to suit the ration by partially engaging the blades".

Would Mr Ross look at an alternative Feeder Bedder in the future?

"No – I would have another Tomahawk Dual Chop, definitely."



TOMAHAWK 9090

The classic Feeder Bedder

Ideally suited to farmers where a combination of manoeuvrability and high capacity is required. The 9090 is the classic machine for feeding clamp silage and bedding straw.

FEEDS

Clamp/Silage

SPREADS

Straw up to 22m

CAPACITY

6m³



Standard Equipment:

- Electronic in-cab controls
- Swivel chute with 280° rotation
- Twin crossbeaters
- Adjustable feed slide on swivel chute model
- Remote tailgate switch
- Slip and overrun clutch on PTO
- Bed speed indicator
- 11.5/80-15.3 wheels

Options:

- Twin discharge chutes
- Side discharge chute
- Wide angle PTO
- High pressure hydraulic filter
- Cable controls
- 12.5-15 wheels
- Lighting kit
- Tailgate extension

For option details see page 7 See specifications page 15-16 for bale capacities

Massive capacity and output

The 1010 holds up to 4 rectangular or round bales.
Wear resistant plate in the fan housing as standard.
Track your input costs with the weigh cell option.

FEEDS

Clamp/Silage

SPREADS

Straw up to 25m

CAPACITY

10m³



Twin crossbeater

Standard Equipment:

- Electronic in-cab controls
- Swivel chute with 280° rotation
- Twin crossbeaters
- Adjustable feed slide on swivel chute model
- Remote tailgate switch
- High pressure hydraulic filter
- Slip and overrun clutch on PTO
- Bed speed indicator
- 385/55 R22.5 wheels


Options:

- Side discharge chute
- Wide angle PTO
- Weigh cells (see page 13)
- Swivel chute extension to increase discharge height

For option details see page 7 See specifications page 15-16 for bale capacities

Monitor your input costs

- Weighing of feed materials to control diets.
- Weighing of bedding materials so that costs can be monitored.
- Prevention of inconsistent loading and inaccurate unloading.
- Improved feed/bedding stock management.
- Feed cost reduction through improved efficiency.



CHECK

Automatic tare for straightforward calibration

SET

User friendly diet selection

GO

Accurate delivery of your feed and bedding

“We’re using about 100 acres less straw.”



Jeff Gibson (pictured), who runs a diverse livestock and farm shop enterprise with his father Mike and brother Andrew at Wingham near Canterbury, is enthusiastic about the Tomahawk 1010s contribution to the business since it was purchased in 2012.

It is a versatile machine because as well as feeding we use it for strawing the cattle yard and our outdoor pig arcs as well.”

Measuring Inputs

To maximise returns, ration control and straw use are significant factors in helping keep costs in check – and the Tomahawk feeder-bedder is helping in both respects.

Adding a weighing system to a machine which dispenses both feed and bedding helps manage both.

Saving Straw

The yards used to be strawed by driving in with a tractor and loader and shaking straw off the grab; now it is blown in from outside the yard and is an altogether more efficient process.

“In winter, we were using 22 bales a week, now we’re down to nine, and of course, there will be less dung to dig out and spread when we clear the yards.”

Balancing feed

When feeding - “we need to accurately balance the maize and grass, and to put out the correct amount to minimise wastage. I half fill the machine with clamped maize using a shear grab, then take bites out of silage bales and add them on top,” explains Mr Gibson.

“The shredding drums do a pretty good job of chopping and mixing – and although they may not mix as thoroughly as a diet feeder, the machine does produce a nice open feed that the cattle tuck into.”

Straw consumption fell from 22 to just nine bales a week in winter thanks to the shredding and spreading action of the Tomahawk.



Weigh Cell Standard:

- Memory Plus (M+) and Recall Memory (RM) features
- Total Loads / Total Weight / Average Weight
- ‘Hold’ key to freeze display (when moving wagon)
- Optional – remote and serial ports

Programmable Option:

- Storage for up to 200 ingredients
- Automatic adjustments for the ration
- Loading review
- PC data transfer
- Alerts operator of approaching target weights

Other machines in the Teagle Range



Drum Tomahawk Range

Suitable for almost any application from feeding silage, to bedding cubicles, or milling straw for feed.



Drum Mill System

Available with various screen sizes for chopping material to a consistent length, from 13mm to 125mm.



Drum Models

The drum Tomahawk range is available with various drum diameters and lengths, making them suitable for processing all round and rectangular bales.



XT Fertiliser Spreaders

With an accurate quadruple overlap pattern, capacity up to 1350 litres, and bout widths up to 12m.



Centerliner Fertiliser Spreaders

Superb accuracy up to 24m and capacity up to 3150 litres. GPS and weigh cell options available.



Titan Rear Discharge Muckspreader

From 6m³ to 14m³ our range of rear discharge spreaders deliver a fine and even spread pattern. British built quality comes as standard.



Spiromix Concrete Mixer

Deep spirals inside the drum ensure a quick and even mix. Simply reverse the drum direction to unload.



Super-ted Swath Conditioner

Promote faster drying and a retain crop quality, ideal for recovery of rain damaged crops.



Cultivation Equipment

High performance tillage range including 'Multidisc' disc and tine combination harrows and 'Roterra' power harrows. Polymat pneumatic drills also available.



Dynamo Finishing Mowers

Available in cut widths from 4' to 8', our mowers are suitable for private and amenity applications.



Flail Mowers

High quality performance for gardens, verges, agriculture, horticulture, and forestry applications.



Toppers

Robust toppers from 4' to 10' cut width, belt or shaft drive, in-line or offset. For a finer finish we also manufacture roller mowers.

Specifications



7100



8100/8500

	7100	7100 SC	7150 SC	8100	8100 SC	8100 TC
Specification						
Chute	Side	Swivel	Swivel	Side	Swivel	Twin
Dual Chop	No	No	Yes	No	No	No
Silage	Yes	Yes	No	Yes	Yes	Yes
Straw	Yes	Yes	Yes	Yes	Yes	Yes
Capacity						
Crossbeaters	1	1	1	1	1	1
Capacity (m ³)	3.0	3.0	3.0	3.5	3.5	3.5
No. of 5' round bales	Straw x 2* / Silage x 1			2	2	2
No. of 8' rectangular bales (4'x3' / 4'x4')	1/1	1/1	1/1	1/1	1/1	1/1
Bale chamber (tailgate down) W x H x D	1.4 x 1.25 x 2.5m			1.55 x 1.25 x 2.98m		
Blow distance (max.)	22m	20m	20m	22m	20m	22m
Min. tractor PTO HP	60 HP (90HP mounted)			60 HP	60HP	60 HP
Dimensions						
Overall width (chute closed)	2.2/2.27m**	1.86/2.10m**	1.86/2.10m**	2.27m	2.1m	2.1m
Overall length (tailgate up)	2.65/3.65m**			4.14m	4.14m	4.14m
Overall length (tailgate down)	3.80/4.80m**			5.38m	5.38m	5.38m
Overall height (chute closed)	2.11/2.3m**	2.29/2.59m**	2.29/2.59m**	2.41m	2.58m	2.81m
Unladen weight (mounted)	1640kg	1640kg	1780kg	1880kg	1880kg	2020kg
Tyre size	trailed option 10.00/75-15.3			10.00/75-15.3 (options available)		
Oil flow rate (min/max) (l/min)	35 - 60	35 - 60	35 - 60	35 - 60	35 - 60	35 - 60

Key:

* With tailgate extension.

*** Not suitable for round bale silage unless chopped.

** Mounted (resting on ground) /trailed.

The company's policy is one of continuous improvement and development, therefore specifications are subject to change without prior notice.

Specifications



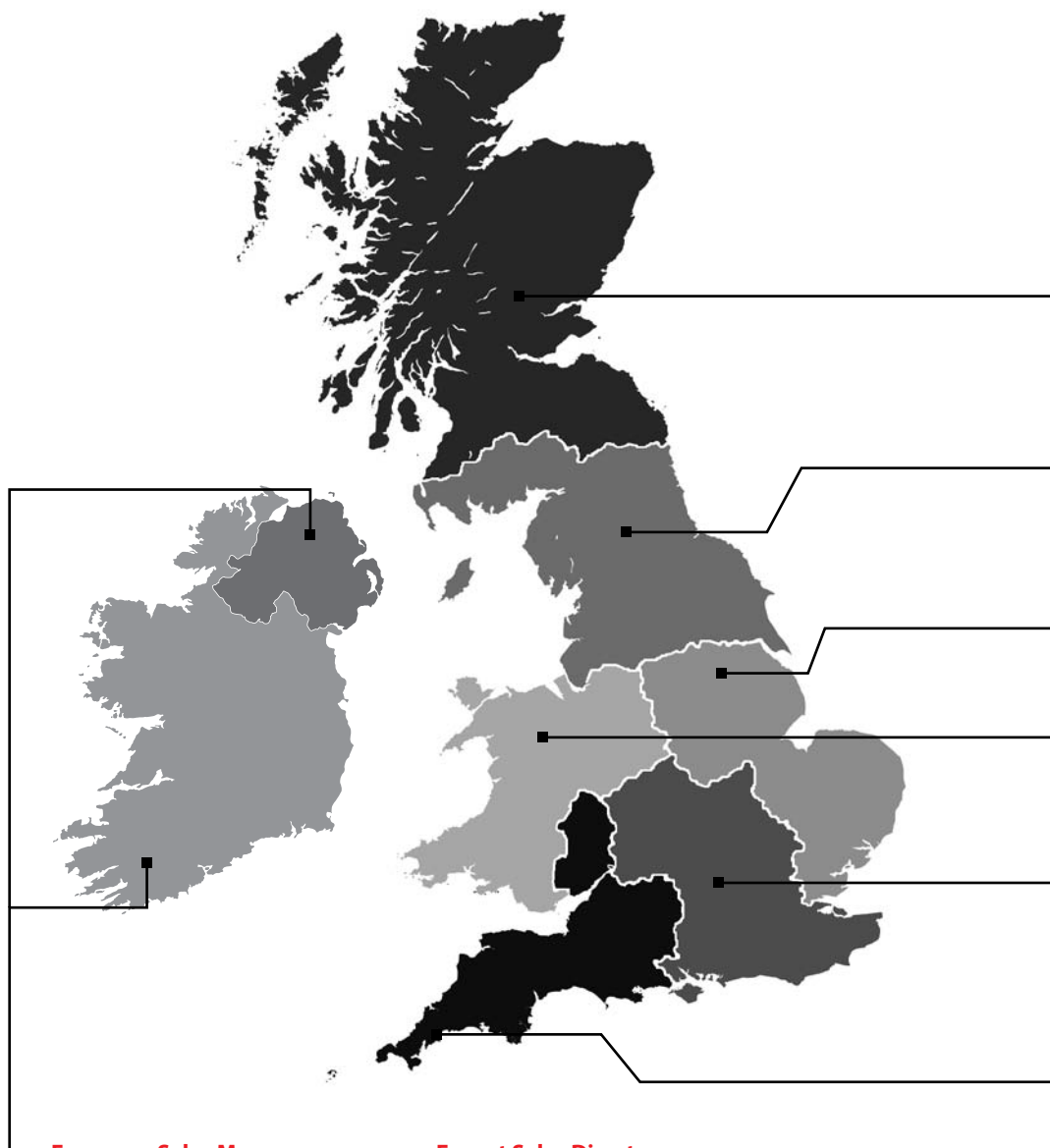
9090



1010

8150 SC	8500	8500 SC	8550 SC	9090	9090 SC	9090 TC	1010	1010 SC
Swivel	Side	Swivel	Swivel	Side	Swivel	Twin	Side	Swivel
Yes	No	No	Yes	No	No	No	No	No
No	Yes	Yes	No	Yes***	Yes***	Yes***	Yes***	Yes***
Yes	Yes	Yes	Yes	Yes	Yes	Yes	Yes	Yes
1	1	1	1	2	2	2	2	2
3.5	4.5	4.5	4.5	6.0	6.0	6.0	10.0	10.0
2	2	2	2	2***	2***	2***	3***	3***
1/1	1/1	1/1	1/1	1/1	1/1	1/1	4/2	4/2
	1.70 x 1.25 x 2.98m			1.55 x 1.44 x 4.15m			1.70 x 1.58 x 5.70m	
20m	25m	22m	22m	22m	20m	22m	25m	22m
60 HP	80 HP	80 HP	80 HP	60 HP	60 HP	60 HP	80 HP	80 HP
2.1m	2.44m	2.16m	2.16m	2.27m	2.1m	2.27m	2.42m	2.42m
4.14m	4.14m	4.14m	4.14m	5.1m	5.1m	5.1m	6.17m	6.17m
5.38m	5.38m	5.38m	5.38m	5.97m	5.97m	5.97m	7.96m	7.96m
2.58m	2.59m	2.77m	2.77m	2.54m	2.60m	2.81m	2.93m	2.93m
2255kg	2080kg	2080kg	2415kg	2440kg	2440kg	2580kg	3580kg	3590kg
	10.00/75-15.3 (options available)			11.5/80-15.3 (options available)			385/55 R22.5	
35 - 60	35 - 60	35 - 60	35 - 60	35 - 60	35 - 60	35 - 60	35 - 60	35 - 60

Contact Us



Scotland Manager

David Haggart
07970 136616
david.haggart@teagle.co.uk

North Manager

Gary Eastham
07866 532666
gary.eastham@teagle.co.uk

East Manager

David Threadgold
07970 136615
david.threadgold@teagle.co.uk

West Manager

Steve Offland
07970 462240
steve.offland@teagle.co.uk

South East Manager

Chris White
07970 136614
chris.white@teagle.co.uk

South West Manager

Mike Sanders
07970 836705
mike.sanders@teagle.co.uk

European Sales Manager

Werner Brach +44 (0)7800 731250
werner.brach@teagle.co.uk

Export Sales Director

John Teagle +44 (0)7974 951283
john.teagle@teagle.co.uk



Teagle
we're right behind you

Teagle Machinery Ltd, Blackwater, Truro, Cornwall, TR4 8HQ
tel: 01872 560592 email: sales@teagle.co.uk web: www.teagle.co.uk



TOMIO9B0AC UK